

# THE ART OF A POST DISASTER PACK-OUT

In the aftermath of a disaster, the recovery of valuable and fragile items such as art requires a specialized approach. Whether the damage is caused by fire, water, or severe weather, art pieces are particularly vulnerable to factors like moisture, heat, and debris. A proper pack-out process is critical to prevent further damage and ensure that art can be restored to its original condition.





## Specialized Expertise Makes a Difference

Art holds not only financial value but often sentimental, cultural, or historical significance. After a disaster, immediate action is required to minimize the risk of additional damage. Prolonged exposure to hazardous conditions can worsen damage, making restoration more difficult or even impossible.

A proper pack-out process ensures that art is safely removed from the disaster site, protected during transport, and stored under ideal conditions until restoration can begin.

# Art Handling and Packing

Care and attention to detail is critical to ensure each art piece is packed using materials and methods that are tailored to its unique characteristics. Different types of art—whether two-dimensional pieces like paintings or three-dimensional items like sculptures—require different protective solutions.

Art recovery specialists will carefully evaluate each art pack-out for unique risks and adjust handling and packing decisions to suit the situation.

## CUSTOM PACKING AND PROTECTION

Specialized restoration services use high-quality materials to protect art from impact and pressure during transportation. Selecting the appropriate materials ensures that paintings, sculptures, and other art pieces are safeguarded from moisture, light, and physical damage. Specialists must adapt their approach based on several key factors, including:

- The size and dimensions of the piece
- Integrity and fragility of the piece
- The weight of the piece
- The material the piece is made from
- The risk of unseen damage, like cracks or fractures




## ART PACK-OUT MATERIALS

Customized pack-out materials are used on a case-by-case basis to ensure each piece is packed with materials and methods specifically tailored to its unique characteristics. Common packing materials tend to include:

- Bubble wrap
- Closed cell foam roll, ideally suited as a shock absorbing material and protective wrap
- Corner protectors
- Plastic wrap
- Masking tape
- Filler materials like packing peanuts, shredded paper, etc.

Safely removing art from a disaster-affected site requires careful planning and execution. The recovery team must navigate unstable or hazardous environments, such as flood-damaged structures or fire-ravaged buildings, while ensuring that the art is not subjected to further harm.





# Documentation and Inventory


Accurate documentation is critical to both the restoration process and any subsequent insurance claims. Each piece should be thoroughly documented from the moment it is removed from the disaster site until the piece is returned to its owner, technicians must document the art's condition, location, and next destination.

## ONSITE CONDITION REPORTING

The initial assessment captures the condition of the item immediately following the loss event. It includes both visible damage and potential hidden risks, such as early signs of mold growth. This stage acts as a triage process, determining which pieces in a collection require immediate attention. Detailed observations at this point are critical, as they help track the rate of deterioration or damage that may occur after recovery.

## ART INVENTORY MANAGEMENT

Once an art piece reaches the facility, the inventory management process builds on the initial condition report, offering more comprehensive details. Each item is carefully cataloged, tagged, and frequently tracked electronically throughout the restoration journey. Ongoing assessments help identify any additional issues that may arise over time, while more precise dimensions, weights, and other relevant data are recorded.




# Temporary Storage Facilities

After removal, art pieces must often be stored temporarily until they can be fully restored. Climate-controlled storage is vital to prevent further deterioration, particularly for items sensitive to environmental conditions. Important considerations for storage include:

- Temperature and humidity control ensuring that conditions are stable to prevent issues like mold growth, warping, or cracking.
- Light protection: Minimizing exposure to UV light, which can cause fading or other damage to sensitive materials.
- Security: Ensuring that the storage facility is secure, with restricted access and monitoring to prevent theft or tampering.

Once the restoration process is complete, returning art requires careful logistical planning and coordination. Delivery is arranged with property owners to ensure that the pieces are safely returned and properly displayed.







# Why Expertise is Essential in Art Pack-Outs

In the world of post-disaster recovery, art pack-outs play a crucial role in preserving irreplaceable items. A well-executed pack-out minimizes further damage, ensures proper handling, and provides the detailed documentation necessary for successful restoration. By following best practices—such as custom packing solutions, safe removal, and climate-controlled storage—recovery teams can ensure that valuable art pieces are preserved for future generations.

Prism Specialties combines deep industry experience and creative thinking to ensure art is properly cared for throughout the restoration process. As a leading specialty restoration company, Prism Specialties technicians set the standard for post-disaster art pack-outs.

Connect with the [Prism Specialties location nearest you](#), or call [\(888\) 826-9429](#) to learn more.

